

# MODEL RED

## DIRECT DRIVE CENTRIFUGAL ROOF EXHAUSTERS



Model RED direct drive fans are designed to exhaust air up to 3000 CFM in high static pressure applications to 1". The spun aluminum exterior provides an attractive appearance; in addition, it is compatible with belt driven Model DB and companion gravity units to make up a complete ventilation system. The nonoverloading backward inclined wheel with its higher static pressure capability makes this unit suitable for either ducted or nonducted applications. Its roof mounting permits location near the area to be ventilated, allowing short duct runs and more efficient operation. The RED is generally used to exhaust air from all types of commercial and institutional buildings such as hospitals and health care facilities, schools, recreational buildings, machinery and equipment rooms, offices, retail stores and similar applications.

Our entire line of RED fans is in-stock available for next day shipment!



### Construction Features and Options

**Solid State Speed Control**  
(Optional)

**Stainless Steel Exterior Fasteners**

**Birdscreen**  
Standard.

**Centrifugal Wheel**  
Nonoverloading, backward inclined tapered blades for maximum efficiency.

**Factory Run & Tested**  
Assures dependable operation.

**AMCA Seal**  
Assures rating of Sound and Air performance.

**Motor**  
Open drip-proof construction standard, ships assembled.

**Safety Disconnect**  
Standard

**Motor Isolators**  
Reduce vibration and sound.

**Conduit Chase**  
Provided for ease of electrical connection from below roof.

**Deep Spun Inlet**  
For optimum air and sound performance.

**UL Label**  
For electrical reliability.

**Industry best 5 year fan housing warranty, 1 year motor warranty**



## Construction/Specification Checklist

### Housing

- Curb cap has integral deep spun inlet for efficient performance and prepunched mounting holes for ease of installation.
- Fan plate isolates motor compartment from contaminated exhaust air.
- Spun aluminum hood and skirt for weather protection and attractive appearance.
- Heavy-gauge motor support for rigidity and strength.
- Neoprene isolators for reduction of vibration and sound.
- Quick access to motor compartment for ease of maintenance.
- Conduit passage for easy electrical connection from below roof.
- Birdscreen and disconnect are included on standard models; (excluding explosion proof and 2-speed motors).

### Wheel

- Backward inclined for efficiency at higher static pressure.
- Nonoverloading for safe operation in ducted systems.
- Tapered blades for efficiency and quiet operation.
- Wheels constructed of noncorrosive aluminum.
- Statically and dynamically balanced for smooth operation.

### Speed Controllable Motors

- Brands are nationally recognized and locally serviced.
- Standard motors are single speed, speed controllable and drip-proof.
- All motors are rated for continuous duty.
- Disconnect is standard with single speed drip-proof motors.
- Motors ship mounted as standard.

### AMCA Seal

- Assures rating of Air and Sound performance.

### UL Label

- UL 705 Listing assures electrical reliability.
- UL 705 must be specified when required.

## Options/Accessories

**Solid State Speed Control:** JencoFan's solid state control is matched to the motor and blower wheel to allow continuous reduction in performance allowing adjustments of airflow for system balancing. CFM is reduced in direct proportion to motor speed reduction. Speed control is available for 115 or 230 volt single phase. Exhauster performance can be controlled from the ventilated area.

**Roof Curb:** Prefabricated heavy-gauge galvanized steel welded construction, 12" high with 1-1/2" wood nailer. Assures perfect fit of exhauster to roof curb. Options include burglar bars, single and double pitch construction, and additional curb heights.

**Sound Curb:** Option of thermal acoustical lining or a complete maximum sound attenuating baffle system. Provision for mounting damper is available. Contact factory for information regarding effect on exhauster air performance and sound level.

**Motor Operated Aluminum Damper:** Motor operated for positive closure against backdraft.

**Automatic Damper:** Automatic aluminum damper for ease in installation and effective backdraft protection.

**Companion Gravity Units:** Model RCX-II comes in a wide range of sizes and air capacities to provide relief or intake air to the system. Curbs and dampers are available to fit all sizes. Spun aluminum hoods provide a pleasing appearance, complementing the Model RED exhauster.

**Curb Hinge Arrangement:** The curb hinge arrangement provides easy access to the exhaust fan, backdraft damper, and duct for servicing and cleaning.

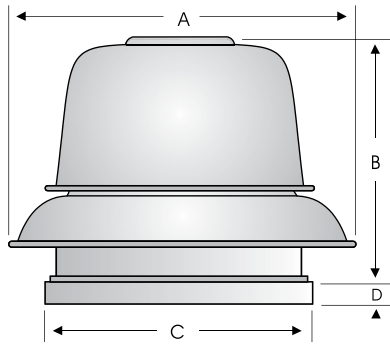
**Special Coatings:** Powered roof exhausters often require special coatings for protective and decorative purposes. Available coatings include: Epoxy, Synthetic Resin, and Heresite (air-dried phenolic). Contact your JencoFan representative or the factory for more information on available coatings and colors.

All specifications are subject to change without notice unless approved in submittal by JencoFan.



# PERFORMANCE/DIMENSIONS

## Model RED6



Damper		Roof Opening	Curb O.D.	A	B	C	D	Average Ship Wt. Lbs.
I.D.	O.D.							
11	11	11-3/4	14-3/4	21-3/4	12	16-1/2	1-3/4	50

Fan RPM performances may vary from actual current motor offerings for any given model. See price publications or software for current motor RPM offerings

CFM/BHP @ Static Pressure/Sones										HP	RPM (Nom.)	Tip Speed
0	1/8	1/4	3/8	1/2	5/8	3/4	7/8	1	Catalog Number			
46 .02/3.4	27 .02/2.8	-	-	-	-	-	-	-	RED6 CS+	1/10	1050	2237
59 .03/6.2	45 .03/5.3	29 .03/5.3	-	-	-	-	-	-	RED6 CS+	1/10	1350	2876
75 .04/11.1	63 .04/9.8	51 .04/9.3	39 .04/9.4	26 .04/9.4	-	-	-	-	RED6 C*	1/10	1700	3621
85 .02/2.8	54 .02/2.2	-	-	-	-	-	-	-	RED6 CLS+	1/10	950	2024
108 .03/4.7	85 .03/3.9	53 .03/3.9	-	-	-	-	-	-	RED6 CLS+	1/10	1200	2556
130 .04/7.5	112 .04/6.4	90 .04/6.3	61 .04/6.3	-	-	-	-	-	RED6 CLS+	1/10	1450	3089
153 .05/11.1	137 .06/9.8	120 .06/9.3	100 .05/9.4	76 .05/9.4	-	-	-	-	RED6 CL*	1/10	1700	3621
224 .02/2.5	133 .02/2.4	-	-	-	-	-	-	-	RED6 S+	1/10	950	2024
236 .02/2.8	152 .02/2.8	-	-	-	-	-	-	-	RED6 S+	1/10	1000	2130
248 .02/3.2	171 .02/3.1	-	-	-	-	-	-	-	RED6 S+	1/10	1050	2237
260 .02/3.5	187 .02/3.5	-	-	-	-	-	-	-	RED6 S+	1/10	1100	2343
272 .03/3.9	204 .03/3.8	-	-	-	-	-	-	-	RED6 S+	1/10	1150	2450
284 .03/4.2	219 .03/4.2	118 .02/4.3	-	-	-	-	-	-	RED6 S+	1/10	1200	2556
295 .03/4.6	234 .03/4.6	146 .03/4.7	-	-	-	-	-	-	RED6 S+	1/10	1250	2663
307 .03/5.0	249 .03/5.0	170 .03/5.1	-	-	-	-	-	-	RED6 S+	1/10	1300	2769
319 .03/5.4	264 .03/5.4	191 .03/5.5	-	-	-	-	-	-	RED6 S+	1/10	1350	2876
331 .04/6.2	278 .04/5.8	210 .04/5.9	-	-	-	-	-	-	RED6 S+	1/10	1400	2982
343 .04/6.2	293 .04/6.2	229 .04/6.3	131 .04/6.4	-	-	-	-	-	RED6 S+	1/10	1450	3089
354 .04/6.6	307 .04/6.6	246 .04/6.7	162 .04/6.9	-	-	-	-	-	RED6 S+	1/10	1500	3195
366 .05/7.0	320 .05/7.0	263 .05/7.2	188 .04/7.3	-	-	-	-	-	RED6 S+	1/10	1550	3302
378 .05/7.4	334 .05/7.5	279 .05/7.6	211 .05/7.8	-	-	-	-	-	RED6 S+	1/10	1600	3408
390 .05/7.9	347 .05/8.0	295 .05/8.1	232 .05/8.2	134 .05/8.4	-	-	-	-	RED6*	1/10	1650	3515

(1) Model RED 6 C series has choke plate.  
 Model RED 6 S requires speed control for listed rpm.  
 Performance certified is for installation type A-free inlet, free outlet.  
 Performance ratings include the effects of birdscreen in the airstream.  
 The sound ratings shown are loudness values in fan sones @ 5' (1.5m) in a hemispherical free field calculated per AMCA Standard 301. Values shown are for Installation Type A-free inlet fan sone levels.  
 \* Base Unit-AMCA Seal for Sound Rating does not apply to units with speed control.  
 + RPM range capable with solid state speed control.  
 Speed (RPM) shown is nominal. Performance is based on actual speed of test.



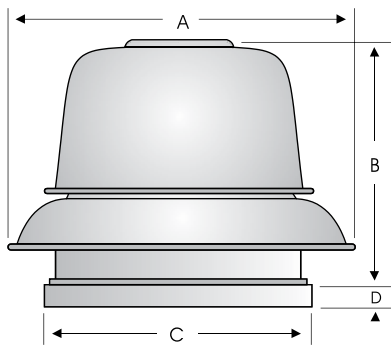
JencoFan, Div. of Soler & Palau Ventilation Group, certifies that the Models RED shown herein are licensed to bear the AMCA Seal. The ratings shown are based on test and procedures performed in accordance with AMCA Publication 211 and AMCA Publication 311 and comply with the requirement of the AMCA Certified Ratings Program.



UL STANDARD 705



# Models RED8 and RED10



Size	Damper		Roof Opening	Curb O.D.	A	B	C	D	Average Ship Wt. Lbs.
	I.D.	O.D.							
RED812/810	11	11	11-3/4	14-3/4	21-3/4	13-1/2	16-1/2	1-3/4	50
RED8167	11	11	11-3/4	14-3/4	21-3/4	15-3/4	16-1/2	1-3/4	50
RED10	11	11	11-3/4	14-3/4	21-3/4	17-1/4	16-1/2	1-3/4	50

Fan RPM performances may vary from actual current motor offerings for any given model. See price publications or software for current motor RPM offerings

	CFM/BHP @ Static Pressure/Sones									HP	RPM (Nom.)	Tip Speed	
	0	1/8	1/4	3/8	1/2	5/8	3/4	7/8	1				Catalog Number
RED8	409 .02/2.5	238 .02/1.8	-	-	-	-	-	-	-	RED812 S+	1/25	750	1995
	464 .03/3.3	325 .03/2.7	-	-	-	-	-	-	-	RED812 S+	1/25	850	2261
	518 .03/4.1	399 .03/3.6	216 .03/3.1	-	-	-	-	-	-	RED812 S+	1/25	950	2527
	573 .04/4.9	468 .04/4.5	326 .04/4.1	-	-	-	-	-	-	RED812 *	1/25	1050	2793
	627 .05/5.9	535 .05/5.5	417 .05/5.1	249 .05/4.7	-	-	-	-	-	RED810 S+	1/10	1150	3059
	682 .06/6.8	599 .07/6.4	496 .07/6.0	362 .06/5.7	183 .05/5.6	-	-	-	-	RED810 S+	1/10	1250	3325
	736 .08/7.8	661 .08/7.4	569 .08/7.0	460 .08/6.7	314 .07/6.5	-	-	-	-	RED810 S+	1/10	1350	3591
	791 .09/8.9	721 .10/8.4	638 .10/8.0	545 .10/7.7	425 .09/7.5	276 .08/7.4	-	-	-	RED810 S+	1/10	1450	3857
	818 .10/9.4	751 .10/8.9	672 .11/8.5	584 .11/8.3	476 .10/8.0	340 .09/7.8	170 .08/7.7	-	-	RED810 S+	1/10	1500	3990
	845 .11/10.0	781 .11/9.5	705 .12/9.1	622 .12/8.8	523 .11/8.6	398 .11/8.3	251 .09/8.2	-	-	RED810 S+	1/10	1550	4123
RED10	954 .16/12.1	897 .16/11.6	836 .16/11.1	764 .16/10.8	688 .16/10.6	600 .16/10.3	494 .15/10.1	371 .14/10.0	233 .12/9.9	RED825 *	1/4	1750	4655
	808 .06/4.9	640 .06/4.2	403 .05/4.0	-	-	-	-	-	-	RED1025 S+	1/4	900	2889
	897 .07/5.9	750 .07/5.2	559 .07/5.0	299 .06/4.7	-	-	-	-	-	RED1025 S+	1/4	1000	3210
	987 .09/6.8	856 .09/6.3	696 .09/5.8	489 .08/5.6	-	-	-	-	-	RED1025 S+	1/4	1100	3531
	1077 .12/7.9	958 .12/7.4	821 .12/7.0	648 .11/6.8	438 .10/6.7	-	-	-	-	RED1025 S+	1/4	1200	3852
	1167 .15/9.0	1058 .15/8.5	936 .15/8.1	790 .14/7.9	615 .13/7.7	405 .11/7.5	-	-	-	RED1025 S+	1/4	1300	4173
	1256 .18/10.2	1156 .18/9.7	1046 .18/9.3	920 .18/9.1	769 .17/8.9	597 .16/8.7	390 .14/8.5	-	-	RED1025 S+	1/4	1400	4494
	1346 .22/11.5	1253 .22/11.0	1152 .22/10.6	1042 .22/10.3	910 .21/10.1	762 .20/9.9	594 .18/9.8	393 .16/9.6	-	RED1025 S+	1/4	1500	4815
	1391 .25/12.1	1301 .25/11.7	1204 .25/11.3	1099 .24/10.9	977 .23/10.7	838 .22/10.5	682 .21/10.4	504 .19/10.2	279 .16/10.1	RED1025 S+	1/4	1550	4976
	1436 .27/12.8	1348 .27/12.4	1256 .27/12.0	1155 .26/11.7	1041 .26/11.4	910 .25/11.2	766 .24/11.0	604 .22/10.8	412 .16/10.7	RED1025 *	1/4	1600	5136
1481 .29/13.5	1396 .29/13.0	1307 .29/12.6	1211 .29/12.3	1104 .28/12.1	981 .27/12.0	845 .26/11.8	695 .25/11.6	524 .23/11.4	RED1033 S+	1/3	1650	5297	
1526 .32/14.2	1443 .32/13.8	1358 .32/13.3	1265 .32/12.9	1165 .13/12.7	1048 .30/12.6	921 .29/12.4	781 .28/12.3	625 .26/12.1	RED1033 *	1/3	1700	5457	

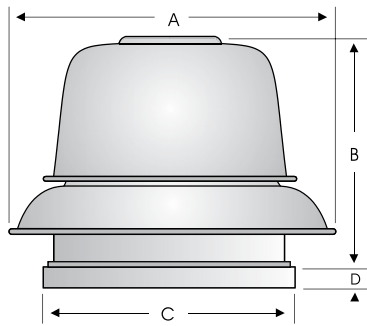
(1) Models with S in the number require speed control. Performance certified is for installation type A-free inlet, free outlet. Performance ratings include the effects of birdscreen in the airstream. The sound ratings shown are loudness values in fan sones @ 5' (1.5m) in a hemispherical free field calculated per AMCA Standard 301. Values shown are for Installation Type A-free inlet fan sone levels. \* Base Unit-AMCA Seal for Sound Rating does not apply to units with speed control. + RPM range capable with solid state speed control. Speed (RPM) shown is nominal. Performance is based on actual speed of test.



JencoFan, Div. of Soler & Palau Ventilation Group, certifies that the Models RED shown herein are licensed to bear the AMCA Seal. The ratings shown are based on test and procedures performed in accordance with AMCA Publication 211 and AMCA Publication 311 and comply with the requirement of the AMCA Certified Ratings Program.



# Models RED12 and RED15



Damper		Roof Opening	Curb O.D.	A	B	C	D	Average Ship Wt. Lbs.
I.D.	O.D.							
18	18	19-1/4	22-1/4	33-1/8	23-1/2	24	2	124

Fan RPM performances may vary from actual current motor offerings for any given model. See price publications or software for current motor RPM offerings

RED12

RED15

CFM/BHP @ Static Pressure/Sones										HP	RPM (Nom.)	Tip Speed
0	1/8	1/4	3/8	1/2	5/8	3/4	7/8	1	Catalog Number			
1209	959	708	456	-	-	-	-	-	RED1216 S+	1/4	900	3393
.07/6.5	.08/5.8	.08/5.4	.08/5.3	-	-	-	-	-	RED1216 S+	1/4	950	3582
1344	1123	884	674	423	-	-	-	-	RED1216 S+	1/4	1000	3770
.10/7.6	.10/6.9	.10/6.6	.10/6.3	.10/6.2	-	-	-	-	RED1216 S+	1/4	1050	3959
1411	1202	970	771	553	-	-	-	-	RED1216 S+	1/4	1100	4147
.11/8.2	.11/7.6	.12/7.1	.12/7.0	.12/6.9	-	-	-	-	RED1216*	1/4	1150	4336
1478	1280	1057	863	665	419	-	-	-	RED1250 S+	1/2	1200	4524
.13/8.9	.13/8.2	.13/7.8	.14/7.5	.14/7.4	13/7.2	-	-	-	RED1250 S+	1/2	1250	4713
1680	1506	1317	1126	960	786	587	-	-	RED1250 S+	1/2	1300	4901
.18/11.0	.18/10.2	.18/9.7	.19/9.5	.19/9.3	.20/9.1	.19/8.9	-	-	RED1250 S+	1/2	1350	5090
1747	1580	1401	1212	1050	888	710	491	-	RED1250 S+	1/2	1400	5278
.20/11.7	.20/11.0	.21/10.3	.21/10.1	.22/9.9	.22/9.8	.22/9.5	.20/9.1	-	RED1250 S+	1/2	1450	5467
1814	1653	1484	1299	1139	984	821	633	376	RED1250 S+	1/2	1500	5655
.22/12.5	.23/11.8	.23/11.1	.23/10.8	.24/10.6	.42/10.4	.24/10.3	.23/10.0	.21/9.8	RED1250 S+	1/2	1550	5844
1881	1726	1565	1387	1226	1077	924	757	556	RED1250 S+	1/2	1600	6032
.25/13.2	.25/12.5	.26/11.8	.26/11.7	.26/11.4	.27/11.2	.27/11.0	.27/10.7	.25/10.5	RED1250 S+	1/2	1650	6221
1949	1798	1645	1474	1312	1168	1023	869	695	RED1250 S+	1/2	1700	6409
.28/14.0	.28/13.3	.28/12.6	.28/12.3	.29/12.1	.30/12.0	.30/11.8	.30/11.6	.29/11.4	RED1250 S+	1/2	1750	6598
2016	1870	1723	1560	1398	1257	1118	974	817	RED1250 S+	1/2	1800	6786
.30/14.8	.31/14.1	.31/13.4	.31/13.0	.32/12.8	.32/12.6	.33/12.5	.33/12.4	.33/12.2	RED1250 S+	1/2	1850	6974
2083	1942	1801	1645	1484	1344	1210	1073	929	RED1250 S+	1/2	1900	7162
.33/15.6	.34/14.9	.34/14.3	.34/13.8	.35/13.6	.35/13.4	.36/13.3	.36/13.1	.36/12.9	RED1250 S+	1/2	1950	7350
2150	2013	1878	1729	1572	1430	1300	1170	1034	RED1250 S+	1/2	2000	7538
.37/16.4	.37/15.7	.37/15.5	.38/14.6	.38/14.4	.39/14.2	.39/14.0	.40/13.8	.40/13.7	RED1250 S+	1/2	2050	7726
2217	2084	1954	1812	1660	1516	1389	1263	1134	RED1250 S+	1/2	2100	7914
.40/17.3	.40/16.6	.41/15.9	.41/15.3	.41/15.2	.42/15.0	.43/14.8	.43/14.6	.44/14.5	RED1250 S+	1/2	2150	8102
2284	2155	2029	1893	1747	1602	1476	1354	1231	RED1250 S+	1/2	2200	8290
.44/18.2	.44/17.5	.45/16.8	.45/16.2	.45/16.0	.46/15.8	.46/15.6	.47/15.4	.48/15.3	RED1250*	1/2	2250	8478
2352	2226	2104	1973	1832	1689	1562	1443	1324	RED1250*	1/2	2300	8666
.48/18.9	.48/18.3	.48/17.6	.49/17.0	.49/16.7	.49/16.5	.50/16.3	.51/16.2	.52/16.0	RED1550 S+	1/2	2350	8854
1958	1599	1212	759	-	-	-	-	-	RED1550 S+	1/2	2400	9042
.13/6.9	.14/6.3	.13/6.1	.12/6.0	-	-	-	-	-	RED1550 S+	1/2	2450	9230
2089	1756	1395	989	512	-	-	-	-	RED1550 S+	1/2	2500	9418
.16/7.7	.16/7.0	.16/6.8	.15/6.8	.13/6.7	-	-	-	-	RED1550 S+	1/2	2550	9606
2219	1907	1567	1203	795	-	-	-	-	RED1550 S+	1/2	2600	9794
.19/8.4	.19/7.9	.19/7.6	.19/7.6	.17/7.5	-	-	-	-	RED1550 S+	1/2	2650	9982
2350	2055	1736	1411	1035	608	-	-	-	RED1550 S+	1/2	2700	10170
.22/9.3	.23/8.8	.23/8.4	.22/8.3	.21/8.3	.18/8.3	-	-	-	RED1550 S+	1/2	2750	10358
2481	2202	1902	1602	1256	887	-	-	-	RED1550 S+	1/2	2800	10546
.26/10.2	.26/9.7	.27/9.3	.26/9.2	.26/9.1	.24/9.1	-	-	-	RED1550 S+	1/2	2850	10734
2611	2347	2066	1779	1468	1130	752	-	-	RED1550 S+	1/2	2900	10922
.30/11.1	.31/10.6	.31/10.2	.31/10.0	.30/10.0	.29/9.9	.26/9.9	-	-	RED1550 S+	1/2	2950	11110
2742	2493	2228	1950	1672	1352	1019	621	-	RED1550 S+	1/2	3000	11298
.35/12.1	.35/11.5	.36/11.2	.36/10.9	.35/10.9	.34/10.8	.32/10.8	.27/10.7	-	RED1550 S+	1/2	3050	11486
2872	2636	2386	2119	1860	1564	1258	923	494	RED1550 S+	1/2	3100	11674
.40/13.2	.40/12.6	.41/12.1	.41/11.8	.40/11.8	.40/11.8	.38/11.7	.35/11.7	.29/11.7	RED1550*	1/2	3150	11862
3003	2779	2540	2285	2038	1774	1480	1180	840	RED1550*	1/2	3200	12050
.46/14.2	.46/13.7	.46/13.2	.46/12.9	.46/12.8	.46/12.7	.44/12.7	.42/12.7	.38/12.6	RED1550*	1/2	3250	12238

(1) Models with S in the number require speed control.  
 Performance certified is for installation type A-free inlet, free outlet.  
 Performance ratings include the effects of birdscreen in the airstream.  
 The sound ratings shown are loudness values in fan sones @ 5' (1.5m) in a hemispherical free field calculated per AMCA Standard 301. Values shown are for Installation Type A-free inlet fan sone levels.  
 \* Base Unit-AMCA Seal for Sound Rating does not apply to units with speed control.  
 + RPM range capable with solid state speed control.  
 Speed (RPM) shown is nominal. Performance is based on actual speed of test.



JencoFan, Div. of Soler & Palau Ventilation Group, certifies that the Models RED shown herein are licensed to bear the AMCA Seal. The ratings shown are based on test and procedures performed in accordance with AMCA Publication 211 and AMCA Publication 311 and comply with the requirement of the AMCA Certified Ratings Program.

