


MODEL GED

SIDEWALL DIRECT DRIVE PROPELLER FAN



APPLICATION

GED sidewall propeller fans feature the maximum efficiency, low maintenance and durable, economical operation resulting from the direct drive design. It is available in exhaust configurations to provide general ventilation for a wide variety of buildings and enclosed areas within buildings. Examples include factories, assembly plants, churches, gymnasiums, garages, jails, machine rooms and many others.

They feature extremely quiet operation and an integral motor side guard as standard.

CONSTRUCTION

Panel Assembly

- 16 gauge galvanized steel.
- One piece spun venturi for maximum efficiency.
- Prepunched mounting holes for easy installation.
- Formed flanges for added rigidity.
- Integral OSHA approved motor side guard.

Propeller

- Attached directly to motor shaft for maximum efficiency.
- Precision pitched, fabricated aluminum blades (3 & 4 blade models).
- Polypropylene blades (6 blade models).
- Statically and dynamically balanced.

DIMENSIONAL DATA

MODEL GED	DIMENSIONS (IN.)						Average Ship Wt. Lbs.
	A	B	C	D	E*	F*	
10	16	10-1/2	1	2	11	9	30
12	16	12-1/2	1	2	14	12	30
14	20	14-1/2	1	2	14	12	34
16	20	16-1/2	1	2	14	12	37
18	24	18-1/2	1	2	15	13	45
20	24	20-1/2	1	2	15	13	50

- A. Outside dimension of square panel.
 B. Diameter of venturi.
 C. Width of flange, 1" for all models.
 D. Depth of venturi, 2" for all models.
 E. Depth of fan (exhaust).
 F. Depth of fan (supply).

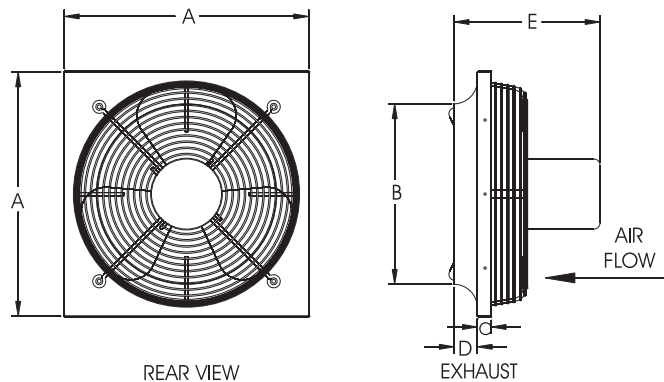
* Varies with motor selection.

Motors

- Permanently lubricated sealed ball bearing type.
- Sleeve bearings on low HP models.
- Open drip-proof construction is standard.

Entire Fan Unit

- Suitable for all angle installation.
- Completely assembled and factory tested prior to shipment.



ACCESSORIES

MODEL GED	GRAVITY SHUTTER	115 VOLT SPEED CONTROL	
	STOCK NO.	5 AMP STOCK NO.	10 AMP STOCK NO.
10	S3GA12 ●	2727.1 ●	N/A
12	S3GA12 ●	2727.1 ●	N/A
14	S3GA16 ●	2727.1 ●	2828.1 ●
16	S3GA16 ●	2727.1 ●	N/A
18	S3GA20 ●	2727.1 ●	2828.1 ●
20	S3GA20 ●	2727.1 ●	2828.1 ●

Ship Schedules:
● Next Day Shipment From Stock
▲ 3 Day Shipment From Stock

SPEED CONTROL **2727.1 MAX 1/3 HP-5 AMP 120V**
2828.1 MAX 1/2 HP-10 AMP 120V

ALL DIMENSIONS IN INCHES, WEIGHTS IN POUNDS. OD IS OUTSIDE DIMENSION OF SQUARE SHUTTER DUE TO CONTINUING RESEARCH, JENCOFAN RESERVES THE RIGHT TO CHANGE SPECIFICATIONS WITHOUT NOTICE.

MODEL GED					Sidewall Direct Drive Propeller Fan								Ventilator with Open Drip-proof Motor
MODEL GED	MOTOR Hp	RPM	NO. OF BLADES	SONES @ 0 FT.	CFM/BHp at Static Pressure								115/1/60
					0	1/10	1/8	1/4	3/8	1/2	5/8	3/4	STOCK NO.
10	1/10	1550	4	7.8	718/.04	611/.04	561/.04	391/.06	336/.07	290/.08	245/.10	197/.11	GED10JH1AS ▲
12	1/10	1550	4	12.9	1362/.09	1263/.10	1236/.10	990/.11	734/.13	628/.15	-	-	GED12JH1AS ▲
	1/4	1700	4	11.9	1489/.17	1410/.18	1386/.18	1228/.19	966/.20	794/.22	720/.25	660/.27	GED12MH1AS ▲
14	1/4	1700	4	13.1	1967/.20	1862/.22	1837/.23	1704/.24	1431/.26	1142/.29	-	-	GED14MH1AS ▲
	1/2	1700	4	17.1	2533/.36	2410/.38	2376/.38	2160/.40	1866/.41	1509/.42	1414/.46	1299/.50	GED14QH1AS ▲
16	1/4	1140	4	9.5	2467/.20	2245/.21	2159/.22	1734/.23	1347/.26	1102/.29	-	-	GED16MM1AS ▲
	1/3	1700	3	15.8	2634/.27	2516/.29	2482/.29	2287/.32	2050/.34	1719/.36	1477/.39	-	GED16PH1AS ▲
18	1/4	1140	3	10.7	3003/.20	2732/.21	2658/.21	2196/.23	1474/.24	1186/.26	929/.28	-	GED18MM1AS ▲
	1/4	1700	3	15.7	3091/.24	2930/.26	2886/.27	2653/.29	2388/.31	2097/.33	1535/.35	1282/.37	GED18MH1AS ▲
	1/2	1700	3	16.0	3816/.40	3640/.43	3593/.44	3352/.47	3098/.50	2803/.52	2371/.54	1872/.55	GED18QH1AS ▲
20	1/4	1140	3	12.2	3575/.21	3264/.23	3177/.24	2715/.26	1765/.27	-	-	-	GED20MM1AS ▲
	1/2	1700	3	14.1	3460/.23	3285/.27	3242/.27	3006/.31	2727/.35	2362/.39	1945/.45	1676/.53	GED20QH1AS ▲

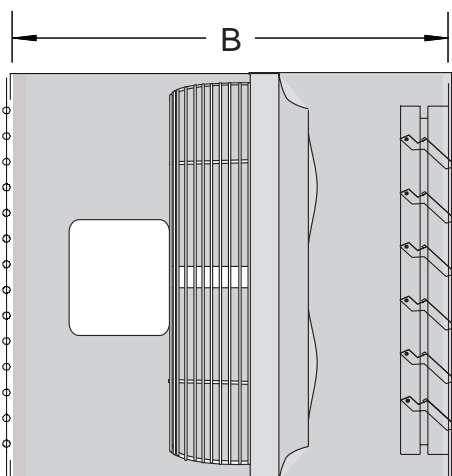
Performance shown is for Model GED without inlet or outlet ducts.

The sound ratings shown are loudness values in fan sones at 5 ft. (1.5m) in a hemispherical free field calculated per AMCA Standard 301.

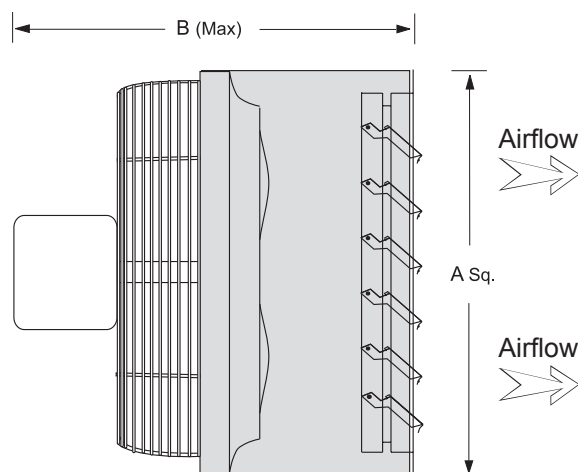
Values shown are for free inlet fan sone levels.

Fans use 3 & 4 blade fabricated aluminum propellers.

ASSEMBLED WALL HOUSING PAK - EXHAUST



ASSEMBLED WALL COLLAR PAK - EXHAUST



PROPELLER WALL FANS

MODEL GED	WALL HOUSING PAK - ASSEMBLED FAN/ WALL HOUSING/GRAVITY DAMPER/OSHA GUARD	
	B	STOCK NO.
10	26	WHPGED1012 ▲
12	26	WHPGED1012 ▲
14	26	WHPGED1416 ▲
16	26	WHPGED1416 ▲
18	26	WHPGED1820 ▲
20	26	WHPGED1820 ▲

MODEL GED	WALL COLLAR PAK - ASSEMBLED FAN/SLEEVE/SHUTTER/OSHA GUARD			
	A	B	WEIGHT (APPROX)	STOCK NO.
10	16	26	80	WCPGED10 ▲
12	16	26	85	WCPGED12 ▲
14	20	26	90	WCPGED14 ▲
16	20	26	95	WCPGED16 ▲
18	25	26	110	WCPGED18 ▲
20	25	26	120	WCPGED20 ▲